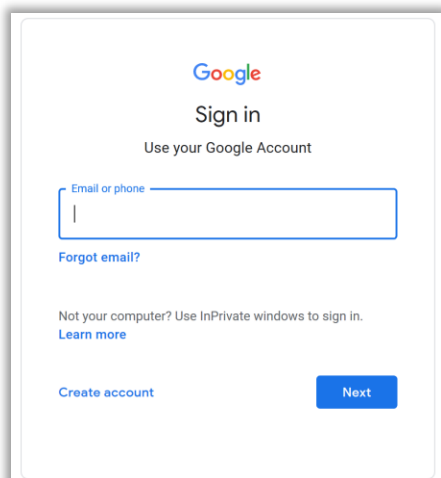


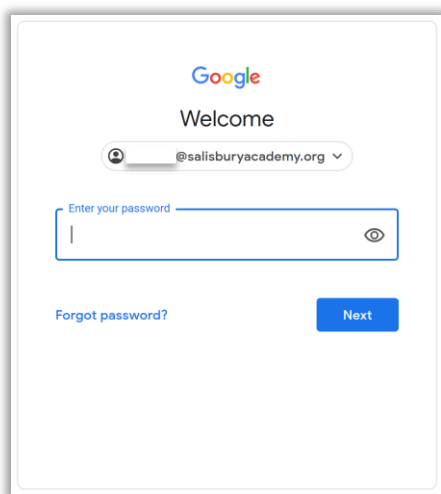
ACCESSING GOOGLE CLASSROOM AND GOOGLE DRIVE

Type **accounts.google.com** in your browser's address bar.



The image shows the Google sign-in page. At the top is the Google logo, followed by the text "Sign in" and "Use your Google Account". Below this is a text input field labeled "Email or phone" with a cursor inside. To the left of the field is a link for "Forgot email?". Below the field is the text "Not your computer? Use InPrivate windows to sign in." with a link for "Learn more". At the bottom left is a link for "Create account" and at the bottom right is a blue button labeled "Next".

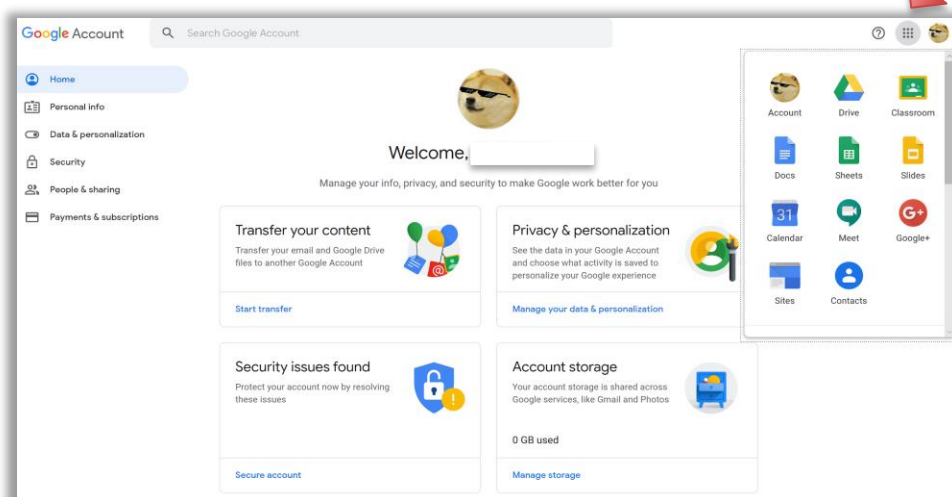
Type the student's username and click **Next**.



The image shows the Google welcome page. At the top is the Google logo, followed by the text "Welcome". Below this is a dropdown menu showing "@salisburyacademy.org". Below the dropdown is a text input field labeled "Enter your password" with a cursor and an eye icon. To the left of the field is a link for "Forgot password?". At the bottom right is a blue button labeled "Next".

Type the student's password and click **Next**.

Click the Apps grid (top right-hand corner) to access G Suite apps.



The image shows the Google Account dashboard. At the top left is the "Google Account" header with a search bar. Below this is a navigation menu with links for "Home", "Personal info", "Data & personalization", "Security", "People & sharing", and "Payments & subscriptions". In the center, there is a "Welcome" message with a profile picture and a link to "Manage your info, privacy, and security to make Google work better for you". Below this are four main sections: "Transfer your content", "Privacy & personalization", "Security issues found", and "Account storage". On the right side, there is an "Apps grid" with icons for "Account", "Drive", "Classroom", "Docs", "Sheets", "Slides", "Calendar", "Meet", "Google+", "Sites", and "Contacts". A red arrow points to the "Apps grid" icon in the top right corner of the dashboard.